

## Exceptional ergonomics by design

DP-50 has been designed following a careful study of the changing needs of clinical practices. A smart new shape, enhanced mobility and more convenient operation make it a system that is well-suited for clinical settings.

- Sleek, streamlined, compact shape
- User friendly keyboard and controls
- Lightweight system for enhanced mobility
- High resolution, wide-angle 15" LCD with tilt functionality for better viewing



15" LCD monitor with tilting, allows easy viewing




Backlit keyboard



Abundant transducer family



Rechargeable battery



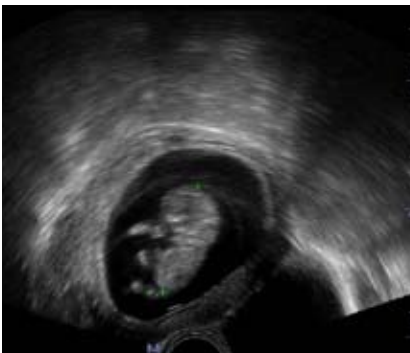
Dual Transducer Connectors



## DP-50

### Digital Ultrasonic Diagnostic Imaging System

As a stepping stone into the world of ultrasound, B/W ultrasound today need to bring more advances to general practices to improve their patient's benefits. Being a world-class medical equipment provider, Mindray's deep understanding of needs from customers makes our system DP-50 more suitable for your daily diagnosis in less time, while maintain your budget needs.

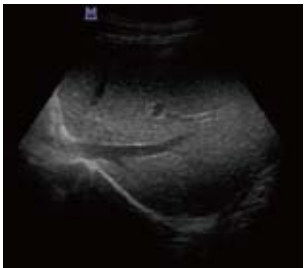


## Diagnostic confidence with advanced imaging technologies

The DP-50 incorporates advanced technologies that deliver deeper penetration and higher resolution. This results in a more confident diagnosis across a range of clinical applications.

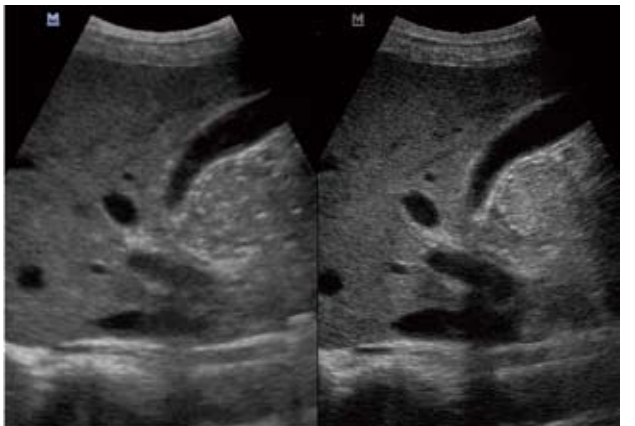
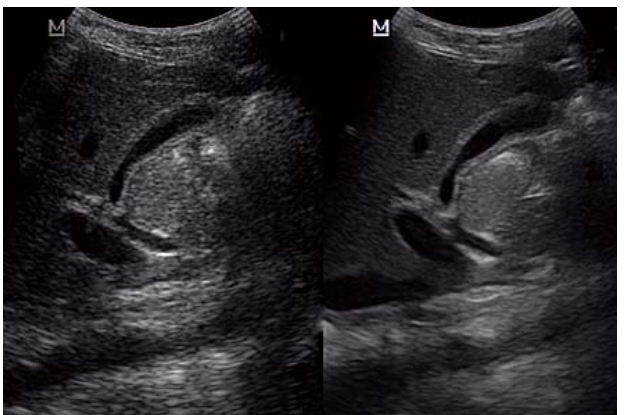
### iTouch Auto Optimization

One touch image optimization, quickly optimizes the uniformity and dynamic range, very convenient and efficient



### iClear Speckle Suppression

Scale the image size to intelligently detect structures of different sizes, improve accuracy



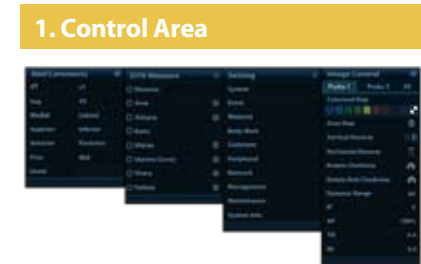
### Phase Shift THI

Enhance contrast resolution and improve image quality by separating basal frequency and harmonic content

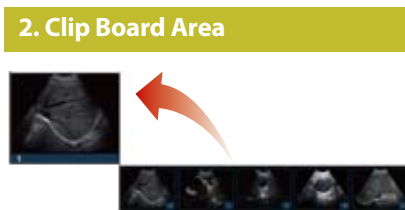


Efficient your workflow intelligently

DP-50's concise graphical user interface is well organized as control area, clip board area and imaging area. This helps users to remain focused and to leverage the full diagnostic potential of the system all the times.



Simplified control area, whatever operation you do, comment added, measure, image control or setting parameters, just select then get result.



Intelligent clip board, Cineloop or frame can be easily previewed, played, sent or deleted.



Large imaging area offer more information to make accurate diagnosis

Quick Save

One push image transfer to local or directly to USB

Onboard reporting

Standard templates for various applications

DICOM 3.0 Compliant

- Structured reporting
- Worklist
- DICOM print
- Storage



DP-50  
Digital Ultrasonic Diagnostic Imaging System

The materials and information provided via this brochure are distributed internationally, but not all the products or services found on this brochure are necessarily available in your country or area. Please contact local office or agents to make sure of the availability of the relevant products or services.

**Brazil**  
Address: Rua Joaquim Floriano, 488, floor Intermediário - cj 02, Itaim Bibi, São Paulo - SP, CEP 04534-002, Brazil  
Tel: (55-11) 3078-8026

**Canada**  
Address: 4250 Kingsway, Suite 206, Burnaby, BC, Canada V5H 4T7  
Tel: (1-604) 451-1199

**Egypt**  
Address: 24th floor, 34 EL-Obour Buildings, Salah Salem Street, Heliopolis, Cairo, Egypt  
Tel: (20-2) 2260-9728

**France**  
Address: Europarc Créteil Cedex 123, Chemin des Bassins 94000 Créteil France  
Tel: (33-1) 4513-9145

**Germany**  
Address: Zwischen den Bächen 4, 64625 Bensheim  
Tel: (49-6251) 17524-0

**India**  
Address: Unit No. 401/402, NDM-1, Netaji Subhash Place Wazirpur District Centre, New Delhi 110 034 India  
Tel: (91-11) 4923-0000

**Indonesia**  
Address: Menara Dea 1, Suite 301, Kav E4 No.3/1, Mega Kuningan, Jakarta Selatan 12950, Indonesia  
Tel: (62-21) 576-2650

**Italy**  
Address: Via Girardo Patecchio, 4 - 20141 Milano, Italy  
Tel: (39-02) 57402-4444

**Mexico**  
Address: Insurgentes Sur # 1787 Piso 2, Col. Guadalupe Inn, Mexico D.F. 01020  
Tel: (52-55) 5661-9450

**Netherlands**  
Address: Saturnusstraat 17, 2132HB Hoofddorp, The Netherlands  
Tel: (31-23) 574-9656

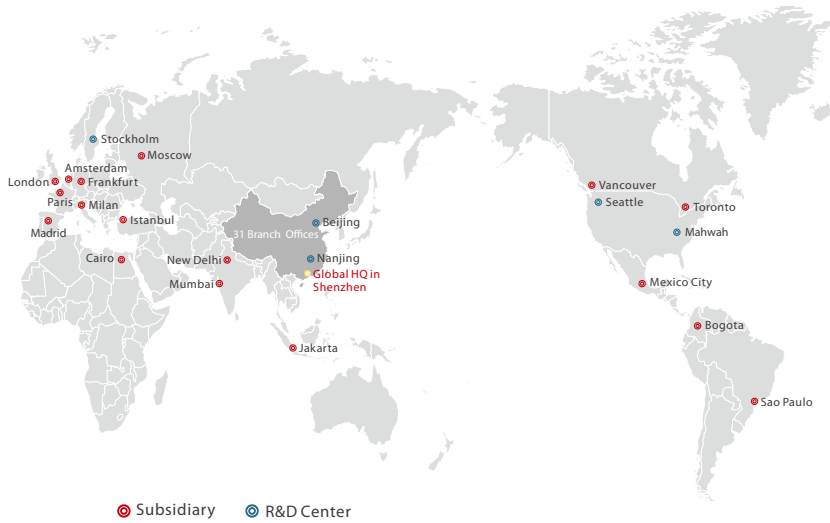
**Russia**  
Address: Kondratyuka Str. 3 129515, Moscow  
Tel: (7-499) 553-6036

**Spain**  
Address: Avenida Manoteras 38, Bloque B, Bajo B008. Madrid 28050, Spain  
Tel: (34-91) 392-3754

**Turkey**  
Address: General Ali Riza Gürcan Cad. Metropol Center No:31 A Blok K.13 D.52 Merter/Istanbul, Turkey  
Tel: (90-212) 482-0877

**UK**  
Address: 3 Percy Road, St. John's Park, Huntingdon, Cambs, Pe29 6SZ, United Kingdom  
Tel: (44-1480) 416-840

**USA**  
Address: 800 MacArthur Blvd., Mahwah, NJ 07430-0619, USA  
Tel: (1-800) 288 2121, (1-201) 995-8000



● Subsidiary ● R&D Center

**mindray**

Mindray is listed on the NYSE under the symbol "MR"  
Mindray Building, Keji 12th Road South, High-tech Industrial Park,  
Nanshan, Shenzhen 518057, P.R. China  
Tel: +86 755 26582888 Fax: +86 755 26582680  
E-mail: intl-market@mindray.com Website: www.mindray.com

DISTRIBUTOR:

MINDRAY is a trademark of Shenzhen Mindray Bio-Medical Electronics Co., Ltd.  
© 2010 Shenzhen Mindray Bio-Medical Electronics Co., Ltd. All rights reserved.  
P/N: ENG-DP-50-210285X6-20101105

Specifications subject to changes without prior notice.



DP-50  
Digital Ultrasonic Diagnostic Imaging System

**mindray**  
healthcare within reach